

DEFORM-NUT[®]



DEFORMABLE THREADED TUBULAR RIVET

Specialinsert

Contents

CODE	DESCRIPTION	Pag.
	Presentation	3
	Application/Fitting/Characteristics	
	Fitting method/Fitting tools	4
	Type chart - materials - applications	5
9201	THREADED TUBULAR RIVETS	
9201 - Z	WITH CYLINDRICAL HEAD	6
TC/TL	THREADED TUBULAR RIVETS WITH LARGE CYLINDRICAL HEAD	7
TC/C	THREADED TUBULAR RIVETS WITH CYLINDRICAL HEAD - SHORT	8
TC/DIST	THREADED TUBULAR RIVETS WITH SPACER CYLINDRICAL HEAD	9
9204	CLOSED THREADED TUBULAR RIVETS	
9204 - Z	WITH CYLINDRICAL HEAD	10
TC/TL /CH	CLOSED THREADED TUBULAR RIVETS WITH LARGE CYLINDRICAL HEAD	11
9202	THREADED TUBULAR RIVETS	
9202 - Z	WITH COUNTERSUNK HEAD	12
9205	CLOSED THREADED TUBULAR RIVETS	
9205 - Z	WITH COUNTERSUNK HEAD	13
9203	THREADED TUBULAR RIVETS	
9203 - Z	WITH PLATE EDGE HEAD	14
TFM/C	THREADED TUBULAR RIVETS WITH PLATE EDGE HEAD - SHORT	15
TFM M12	THREADED TUBULAR RIVETS WITH PLATE EDGE HEAD	16
TFM/CH M12	CLOSED THREADED TUBULAR RIVETS WITH PLATE EDGE HEAD	16
9206	CLOSED THREADED TUBULAR RIVETS	
9206 - Z	WITH PLATE EDGE HEAD	17
TFP	THREADED TUBULAR RIVETS WITH PLATE EDGE HEAD	18
TTN	THREADED TUBULAR RIVETS WITH PLATE EDGE HEAD FOR TUBES AND SOLID BODIES	19
10448	THREADED TUBULAR RIVETS WITH CYLINDRICAL HEAD AND HEXAGONAL SHANK	20
ETC/TL	THREADED TUBULAR RIVETS WITH LARGE CYLINDRICAL HEAD AND HEXAGONAL SHANK	21
10446	CLOSED THREADED TUBULAR RIVETS WITH CYLINDRICAL HEAD AND HEXAGONAL SHANK	22
ETC/TL /CH	CLOSED THREADED TUBULAR RIVETS WITH LARGE CYLINDRICAL HEAD AND HEXAGONAL SHANK	23
10447	THREADED TUBULAR RIVETS WITH PLATE EDGE HEAD AND HEXAGONAL SHANK	24
E TFM M12	THREADED TUBULAR RIVETS WITH PLATE EDGE HEAD AND HEXAGONAL SHANK	25
E TFM/CH M12	CLOSED THREADED TUBULAR RIVETS WITH PLATE EDGE HEAD AND HEXAGONAL SHANK	25
10445	CLOSED THREADED TUBULAR RIVETS WITH PLATE EDGE HEAD AND HEXAGONAL SHANK	26
APH	THREADED TUBULAR RIVETS WITH CYLINDRICAL HEAD - LIGHT ALLOY	27
AFH	THREADED TUBULAR RIVETS WITH COUNTERSUNK HEAD - LIGHT ALLOY	27

**A QUALITY
INSERT,
VERSATILE AND
RELIABLE.**

DEFORM-NUT® is a metal tubular threaded rivet with cylindrical or hexagonal shank. Its upper part is constituted by a deformable expansion chamber to anchor the rivet on to the material.

DEFORM-NUT® can be applied to parts where there is no possible access to the inside (for example tubes, metal sheets, box structures, composite materials etc.). It is easy and rapid to apply, it is versatile, aesthetically appealing and exhibits technical characteristics of high mechanical resistance.

DEFORM-NUT® is not only an ideal system for assembly of parts on box-structures. Its rapidity of mounting and the fact that it can be used on already finished parts make it a valid

DEFORM-NUT®

alternative to the use of welded nuts, as it can be used at any

stage of the production process.

This gives technical personnel plenty of freedom in the design stage.

DEFORM-NUT® can be fitted to any material (aluminium, steel, fibreglass, plastic and composite materials, etc.) that has a minimum thickness of 0.5mm. Thus, problems involving threading on thin elements are solved.

To fit **DEFORM-NUT®** all you need is to bore a cylindrical or hexagonal hole.

DEFORM-NUT® can be used as a rivet for assembling two or more parts; other demountable elements can be applied at a later stage.

Once fitted, the **DEFORM-NUT®** requires no further finishing operations.



APPLICATION

On box structures, tubing, metal laminates, composite materials etc.

FITTING

Using special manual or pneumatic tools.

MATERIAL

Steel, stainless steel and light alloy (see technical specifications)

THREADING

Metric: ISO 6H

VARIATIONS IN DIMENSIONS WITHOUT TOLERANCE INDICATION

Rough degree of precision according to UNI 5307

SURFACE TREATMENT

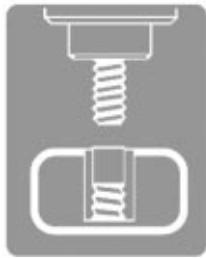
Steel rivets: white galvanised according to RoHS Directive (yellow galvanising on request).

Stainless steel and light alloy rivets: in the natural state.

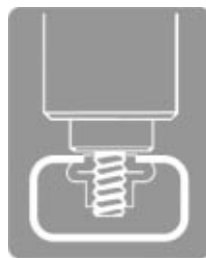
FITTING METHOD



1
Bore a cylindrical or hexagonal hole suitable for accommodating the DEFORM-NUT®



2
Insert the DEFORM-NUT® into the hole and actuate the fitting tool



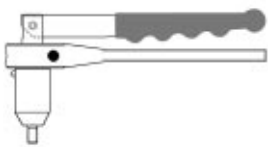
3
Actuation of the fitting tool causes deforming of the chamber and anchors the DEFORM-NUT® tightly to the tubing.



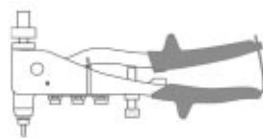
4
On removal of the tool the DEFORM-NUT® is ready to receive the screw.

FITTING TOOLS

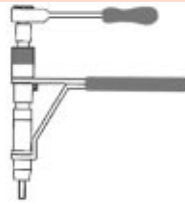
MANUAL



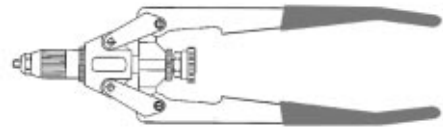
Mod. A 2
For rivets: M6 - M8 - M10



Mod. A 3
For rivets: M3 - M4 - M5

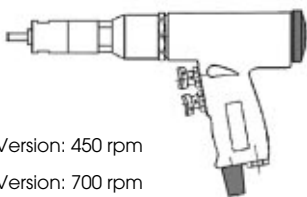


Mod. A 4
For rivets: M4 - M5 - M6

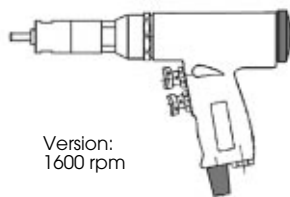


Mod. A 8
For rivets: M4 - M5 - M6 - M8 - M10

PNEUMATIC



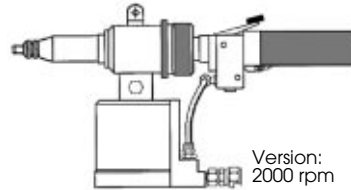
Version: 450 rpm
Version: 700 rpm



Version:
1600 rpm

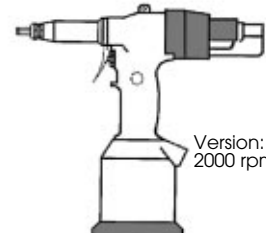
Mod. A 15
For rivets: M3 - M4 - M5 - M6 - M8 - M10
(according to rpm)

HYDROPNEUMATIC



Version:
2000 rpm

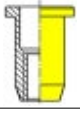
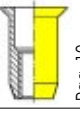
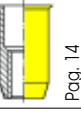
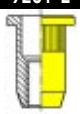
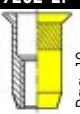
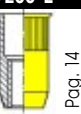
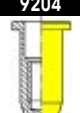
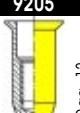
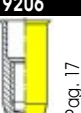
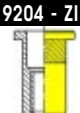
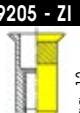
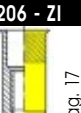




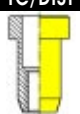

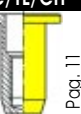
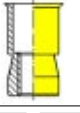

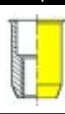
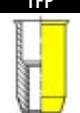
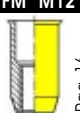
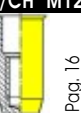
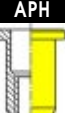
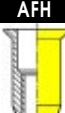



Mod. A 21
For rivets: M3 - M4 - M5
M6 - M8 - M10 - M12



Version:
2000 rpm

Mod. A 22
For rivets: M3 - M4 - M5
M6 - M8 - M10

Upon request, the technical office of SPECIALINSERT can provide data sheets of the fitting tools indicating their technical characteristics and operating modes.

DEFORM-NUT® Series			Materials			Applications				
CODE			Steel	Stainless steel	Light alloy	Laminates	Profiles	Boxed tubing	Cylindrical tube head	Solid bodies
9201  Pag. 6	9202  Pag. 12	9203  Pag. 14				●	●	●		
9201-Z  Pag. 6	9202-ZI  Pag. 12	9203-Z  Pag. 14				●	●	●		
9204  Pag. 10	9205  Pag. 13	9206  Pag. 17				●	●	●		
9204 - ZI  Pag. 10	9205 - ZI  Pag. 13	9206 - ZI  Pag. 17				●	●	●		
10445  Pag. 26	10446  Pag. 22					●	●			
10447  Pag. 24	10448  Pag. 20					●	●			
TC/DIST  Pag. 9	TC/TL  Pag. 7	TC/TL/CH  Pag. 11				●	●	●		
TTN  Pag. 19									●	●
TC/C  Pag. 8	TFM/C  Pag. 15					●	●	●		
TFP  Pag. 18	TFM M12  Pag. 16	TFM/CH M12  Pag. 16				●	●	●		
APH  Pag. 27	AFH  Pag. 27					●	●	●		
E TC/TL  Pag. 21	E TC/TL/CH  Pag. 23	E TFM M12  Pag. 25				●	●			

DEFORM-NUT® ACCORDING TO UNI ADVISED PRIORITY OF USE

SPECIAL DEFORM-NUT®

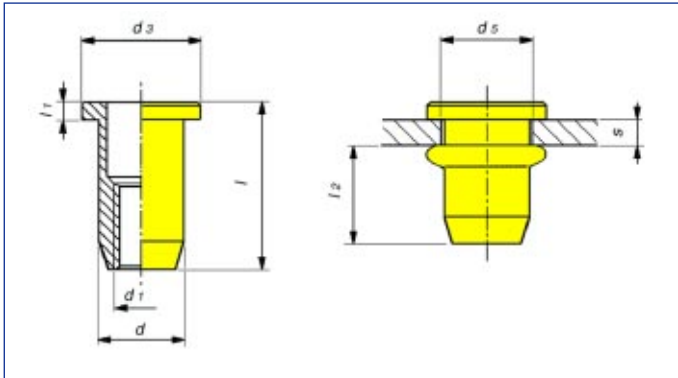
STANDARD
 ON REQUEST
 SUITABLE

On request other types of shapes, threading and materials can be supplied.



BLIND THREADED NUTS CYLINDRICAL HEAD ROUND SHANK

9201



APPLICATION

metal and not metal sheets.

ASSEMBLY

with special hand or pneumatic tools.

MATERIAL

steel 8 UNI 3740/4

steel 6 UNI EN 20898/2 M3, M12 excluding threads

it can be assembled with 8.8 resistance class screws

stainless steel nr.1.4305

stainless steel nr.1.4567 M3, M10, M12 excluding threads

___/___/8
___/___/8S

___/___/X
___/___/XS

FINISHING

steel: white zinc-plated

stainless steel: natural

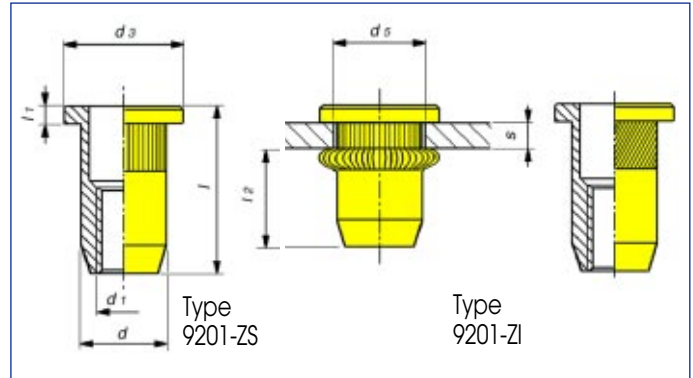
THREAD

ISO 6 H metric

EXAMPLE

blind threaded nut, cylindrical head, round shank, stainless steel,
grip 2,0 mm, M 6 thread: **9201A/M 6/X**

9201-Z (knurled)



APPLICATION

metal and not metal sheets.

ASSEMBLY

with special hand or pneumatic tools.

MATERIAL

steel 8 UNI EN 3740/4

steel 6 UNI EN 20898/2 M3, M10, M12 excluding threads

it can be assembled with 8.8 resistance class screws

stainless steel nr. 14305

___/___/8Z1
___/___/8ZS

___/___/XZ1

FINISHING

steel: white zinc-plated

stainless steel: natural

THREAD

ISO 6 H metric

EXAMPLE

blind threaded nut, cylindrical head, round knurled shank,
stainless steel, grip 2,0 mm, M 6 thread: **9201A/M 6/XZ1**

CODE	KNURLED CODE	S GRIP	l	d1 6 H	d	d3	l1	d5 + 0,15 0	l2 *
9201A/M 3/_	9201A/M 3/_Z_	0,5 - 2,0	9,5	M 3	5	8	0,8	5	6
9201B/M 3/_	9201B/M 3/_Z_	1,5 - 3,5	11						
9201A/M 4/_	9201A/M 4/_Z_	0,5 - 2,0	10,5	M 4	6	9	0,8	6	6,5
9201B/M 4/_	9201B/M 4/_Z_	1,5 - 4,0	12,5						
9201A/M 5/_	9201A/M 5/_Z_	0,5 - 2,5	12,5	M 5	7	10	1	7	7
9201B/M 5/_	9201B/M 5/_Z_	2,0 - 4,5	14,5						
9201A/M 6/_	9201A/M 6/_Z_	0,5 - 3,0	16	M 6	9	12	1,2	9	9,5
9201B/M 6/_	9201B/M 6/_Z_	2,5 - 5,5	18,5						
9201A/M 8/_	9201A/M 8/_Z_	0,5 - 3,5	17	M 8	11	14	1,3	11	9,5
9201B/M 8/_	9201B/M 8/_Z_	3,0 - 6,0	19,5						
9201A/M10/_	9201A/M10/_Z_	0,5 - 3,5	21	M 10	13	16	1,5	13	12,5
9201B/M10/_	9201B/M10/_Z_	3,0 - 6,0	23,5						
9201A/M12/_	9201A/M12/_Z_	0,5 - 3,5	25	M 12	15	18	2	15	16
9201B/M12/_	9201B/M12/_Z_	3,0 - 6,5	28						

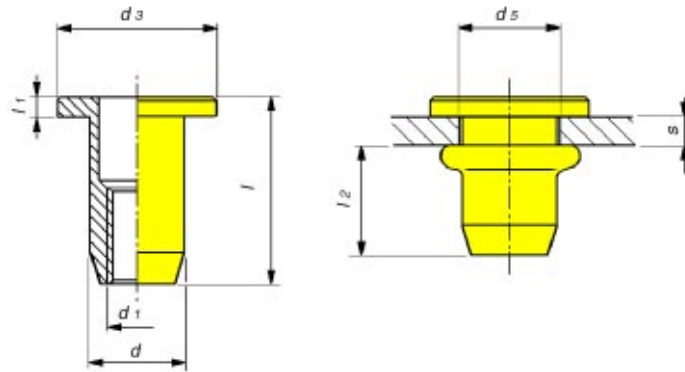
* Dimension determined from the average of the grip "s" min and max values

STANDARD
 ON DEMAND

Non binding dimensions, expressed in mm.

TC/TL

BLIND THREADED NUTS CYLINDRICAL LARGE FLANGE HEAD ROUND SHANK



APPLICATION

metal and not metal sheets.

ASSEMBLY

with special hand or pneumatic tools.

MATERIAL

steel 6 UNI EN 20898/2

it can be assembled with 8.8 resistance class screws

stainless steel nr.1.4305

___/___/8S

___/___/X

FINISHING

steel: white zinc-plated

stainless steel: natural

TOLERANCE

where not specified, degree of accuracy (coarse) according to UNI EN 22768-1

THREAD

ISO 6 H metric

EXAMPLE

blind threaded nut, cylindrical large flange head, round shank, stainless steel, grip 2,0 mm, M 6 thread: **TC/TL M 6/X**

CODE	Steel	Stainless Steel	S GRIP	l	d1 6 H	d	d3	l1	d5 + 0,15 0	l2 *
TC/TL M 3/___	8S	X	0,5 - 2,0	9,5	M 3	5	9	0,8	5	6
TC/TL/L M 3/___	8S	X	1,5 - 3,5	11						
TC/TL M 4/___	8S	X	0,5 - 2,0	10,5	M 4	6	10	0,8	6	6,5
TC/TL/L M 4/___	8S	X	1,5 - 4,0	12,5						
TC/TL M 5/___	8S	X	0,5 - 2,5	12,5	M 5	7	11	1	7	7
TC/TL/L M 5/___	8S	X	2,0 - 4,5	14,5						
TC/TL M 6/___	8S	X	0,5 - 3,0	16,3	M 6	9	13	1,5	9	9,5
TC/TL/L M 6/___	8S	X	2,5 - 5,5	18,8						
TC/TL M 8/___	8S	X	0,5 - 3,5	18	M 8	11	16	1,5	11	9,5
TC/TL/L M 8/___	8S	X	3,0 - 6,0	20,5						
TC/TL M 10/___	8S	X	0,5 - 3,5	22	M 10	13	18	1,8	13	12,5
TC/TL/L M 10/___	8S	X	3,0 - 6,0	24,5						
TC/TL M 12/___	8S	X	0,5 - 3,5	27	M 12	16	23	2	16	16
TC/TL/L M 12/___	8S	X	3,0 - 6,5	30						

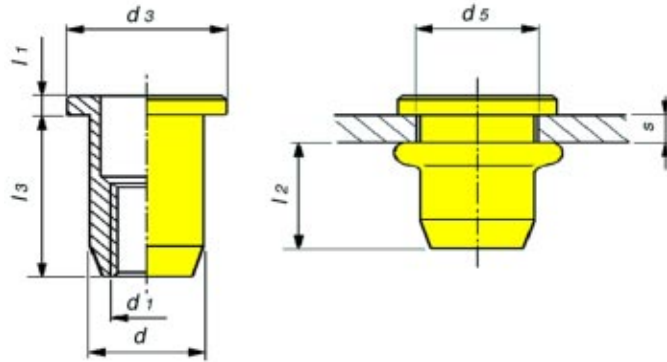
* Dimension determined from the average of the grip "s" min and max values.

STANDARD
 ON DEMAND

Non binding dimensions, expressed in mm.



BLIND THREADED NUTS CYLINDRICAL HEAD SHORT ROUND SHANK



APPLICATION

metal and not metal sheets.

ASSEMBLY

with special hand or pneumatic tools.

MATERIAL

steel 8 UNI 3740/4

steel 6 UNI EN 20898/2

it can be assembled with 8.8 resistance class screws

stainless steel nr.1.4305

___/___/8
___/___/8S
___/___/X

FINISHING

steel: white zinc-plated

stainless steel: natural

TOLERANCE

where not specified, degree of accuracy (coarse) according to UNI EN 22768-1

THREAD

ISO 6 H metric

EXAMPLE

blind threaded nut, cylindrical head, short round shank, stainless steel, grip 2,0 mm, M 6 thread: **TC/C M 6/X**

CODE	Steel	Ststeel	Stainless Steel	S GRIP	l	d1 6 H	d	d3	l1	d5 + 0,15 0	l2 *
TC/C M 5/_	8	8S	X	0,5 - 2,0	9,5	M 5	7	10	1	7	5,5
TC/C M 6/_	8	8S	X	0,5 - 2,5	14,7	M 6	9	12	1,2	9	7,5
TC/C M 8/_	8	8S	X	0,5 - 2,0	14,8	M 8	11	14	1,3	11	8

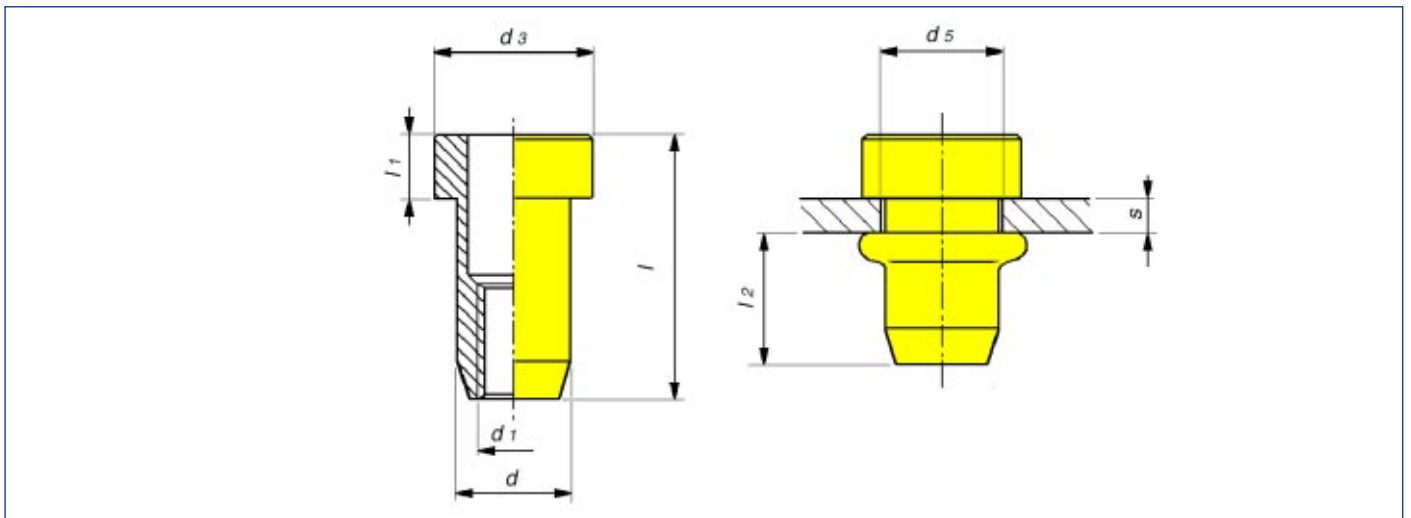
* Dimension determined from the average of the grip "s" min and max values.

STANDARD
 ON DEMAND

Non binding dimensions, expressed in mm.

TC/DIST

BLIND THREADED NUTS CYLINDRICAL SPACING HEAD ROUND SHANK



APPLICATION

metal and not metal sheets.

ASSEMBLY

with special hand or pneumatic tools.

MATERIAL

steel 8 UNI 3740/4

stainless steel nr.1.4305

___/___/8
___/___/X

FINISHING

steel: white zinc-plated

stainless steel: natural

TOLERANCE

where not specified, degree of accuracy (coarse) according to UNI EN 22768-1

THREAD

ISO 6 H metric

EXAMPLE

blind threaded nut, cylindrical spacing head, round shank, stainless steel, grip 2,0 mm, M 6 thread: **TC/DIST M 6/X**

CODE	Steel	Stainless Steel	S GRIP	l	d1 6 H	d	d3	l1	d5 + 0,15 0	l2 *
TC/DIST M 3/_	8	X	0,5 - 2,0	16,7	M 3	5	8	8	5	6
TC/DIST/L M 3/_	8	X	1,5 - 3,5	18,2						
TC/DIST M 4/_	8	X	0,5 - 2,0	17,7	M 4	6	9	8	6	6,5
TC/DIST/L M 4/_	8	X	1,5 - 4,0	19,7						
TC/DIST M 5/_	8	X	0,5 - 2,5	19,5	M 5	7	10	8	7	7
TC/DIST/L M 5/_	8	X	2,0 - 4,5	21,5						
TC/DIST M 6/_	8	X	0,5 - 3,0	22,8	M 6	9	12	8	9	9,5
TC/DIST/L M 6/_	8	X	2,5 - 5,5	25,3						
TC/DIST M 8/_	8	X	0,5 - 3,5	23,7	M 8	11	14	8	11	9,5
TC/DIST/L M 8/_	8	X	3,0 - 6,0	26,2						
TC/DIST M 10/_	8	X	0,5 - 3,5	27,5	M 10	13	16	8	13	12,5
TC/DIST/L M 10/_	8	X	3,0 - 6,0	30						

* Dimension determined from the average of the grip "s" min and max values.

STANDARD
 ON DEMAND

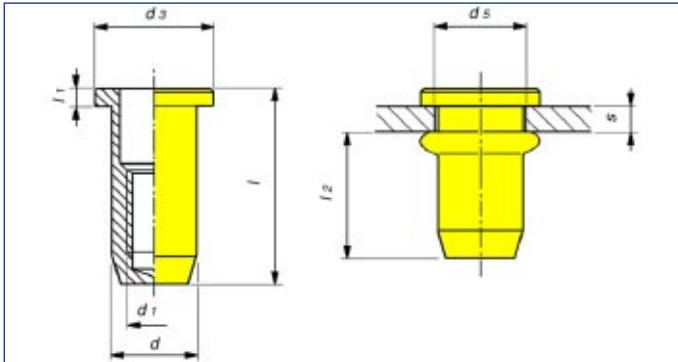
Non binding dimensions, expressed in mm.



Specialinsert

BLIND THREADED NUTS CYLINDRICAL HEAD ROUND CLOSE-END SHANK

9204



APPLICATION

metal and not metal sheets.

ASSEMBLY

with special hand or pneumatic tools.

MATERIAL

steel 8 UNI 3740/4

steel 6 UNI EN 20898/2

it can be assembled with 8.8 resistance class screws

stainless steel nr.1.4305

stainless steel nr.1.4567

___/___/8
___/___/8S

___/___/X
___/___/XS

FINISHING

steel: white zinc-plated

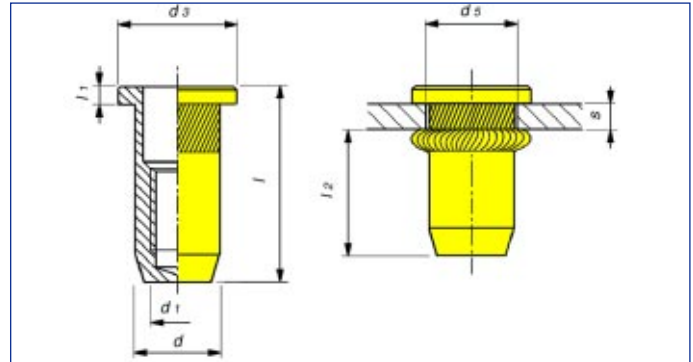
stainless steel: natural

THREAD ISO 6 H metric

EXAMPLE

blind threaded nut, cylindrical head, round close-end shank,
stainless steel, grip 2,0 mm, M 6 thread: **9204A/M 6/X**

9204-ZI (knurled)



APPLICATION

metal and not metal sheets.

ASSEMBLY

with special hand or pneumatic tools.

MATERIAL

steel 8 UNI 3740/4

stainless steel nr.1.4305

___/___/8ZI
___/___/XZI

FINISHING

steel: white zinc-plated

stainless steel: natural

THREAD

ISO 6 H metric

EXAMPLE

blind threaded nut, cylindrical head, round close-end knurled shank,
stainless steel, grip 2,0 mm, M 6 thread: **9204A/M 6/XZI**

CODE	Steel	Steel	Stainless Steel	Stainless Steel	KNURLED CODE	Steel	Stainless Steel	S GRIP	l	d1 6 H	d	d3	l1	d5 + 0,15 0	l2 *
9204A/M 3/_	8	—	X	—	9204A/M 3/_ZI	8ZI	XZI	0,5 - 2,0	13	M 3	5	8	0,8	5	9,5
9204B/M 3/_	8	—	X	—	9204B/M 3/_ZI	8ZI	XZI	1,5 - 3,5	14,5						
9204A/M 4/_	8	8S	X	XS	9204A/M 4/_ZI	8ZI	XZI	0,5 - 2,0	15	M 4	6	9	0,8	6	11
9204B/M 4/_	8	8S	X	XS	9204B/M 4/_ZI	8ZI	XZI	1,5 - 4,0	17						
9204A/M 5/_	8	8S	X	XS	9204A/M 5/_ZI	8ZI	XZI	0,5 - 2,5	18	M 5	7	10	1	7	12,5
9204B/M 5/_	8	8S	X	XS	9204B/M 5/_ZI	8ZI	XZI	2,0 - 4,5	20						
9204A/M 6/_	8	8S	X	XS	9204A/M 6/_ZI	8ZI	XZI	0,5 - 3,0	22,5	M 6	9	12	1,2	9	16
9204B/M 6/_	8	8S	X	XS	9204B/M 6/_ZI	8ZI	XZI	2,5 - 5,5	25						
9204A/M 8/_	8	8S	X	XS	9204A/M 8/_ZI	8ZI	XZI	0,5 - 3,5	25	M 8	11	14	1,3	11	17,5
9204B/M 8/_	8	8S	X	XS	9204B/M 8/_ZI	8ZI	XZI	3,0 - 6,0	27,5						
9204A/M10/_	8	8S	X	—	9204A/M10/_ZI	8ZI	XZI	0,5 - 3,5	30	M 10	13	16	1,5	13	21,5
9204B/M10/_	8	8S	X	—	9204B/M10/_ZI	8ZI	XZI	3,0 - 6,0	32,5						
9204A/M12/_	8	—	X	—	9204A/M12/_ZI	—	—	0,5 - 3,5	36,5	M 12	15	18	2	15	27,5
9204B/M12/_	8	—	X	—	9204B/M12/_ZI	—	—	3,0 - 6,5	39,5						

* Dimension determined from the average of the grip "s" min and max values

Non binding dimensions, expressed in mm.



STANDARD



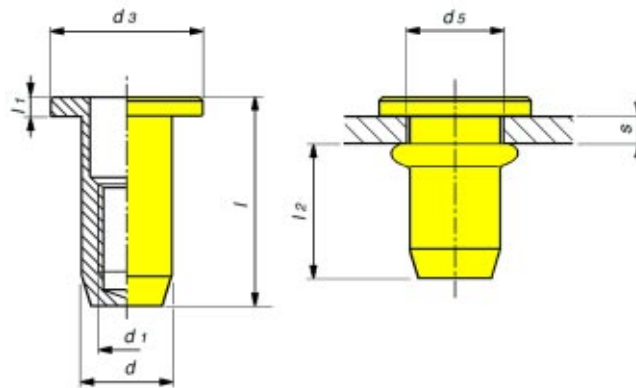
ON DEMAND



NOT MANUFACTURED

TC/TL/CH

BLIND THREADED NUTS CYLINDRICAL LARGE FLANGE HEAD ROUND CLOSE-END SHANK



APPLICATION

metal and not metal sheets.

ASSEMBLY

with special hand or pneumatic tools.

MATERIAL

steel 6 UNI EN 20898/2

it can be assembled with 8.8 resistance class screws

stainless steel nr.1.4305

___/___/8S

___/___/X

FINISHING

steel: white zinc-plated

stainless steel: natural

TOLERANCE

where not specified, degree of accuracy (coarse) according to UNI EN 22768-1

THREAD

ISO 6 H metric

EXAMPLE


blind threaded nut, cylindrical large flange head, round close-end shank, stainless steel, grip 2,0 mm, thread M 6: **TC/TL/CH M 6/X**

CODE	Steel	Stainless Steel	S GRIP	l	d1 6 H	d	d3	l1	d5 + 0,15 0	l2 *
TC/TL/CH M 3/___	8S	X	0,5 - 2,0	13	M 3	5	9	0,8	5	9,5
TC/TL/LCH M 3/___	8S	X	1,5 - 3,5	14,5						
TC/TL/CH M 4/___	8S	X	0,5 - 2,0	15	M 4	6	10	0,8	6	11
TC/TL/LCH M 4/___	8S	X	1,5 - 4,0	17						
TC/TL/CH M 5/___	8S	X	0,5 - 2,5	18	M 5	7	11	1	7	12,5
TC/TL/LCH M 5/___	8S	X	2,0 - 4,5	20						
TC/TL/CH M 6/___	8S	X	0,5 - 3,0	22,8	M 6	9	13	1,5	9	16
TC/TL/LCH M 6/___	8S	X	2,5 - 5,5	25,3						
TC/TL/CH M 8/___	8S	X	0,5 - 3,5	26	M 8	11	16	1,5	11	17,5
TC/TL/LCH M 8/___	8S	X	3,0 - 6,0	28,5						
TC/TL/CH M10/___	8S	X	0,5 - 3,5	31	M 10	13	18	1,8	13	22
TC/TL/LCH M10/___	8S	X	3,0 - 6,0	33,5						
TC/TL/CH M12/___	8S	X	0,5 - 3,5	38,5	M 12	16	23	2	16	28
TC/TL/LCH M12/___	8S	X	3,0 - 6,5	41,5						

* Dimension determined from the average of the grip "s" min and max values.

STANDARD
 ON DEMAND

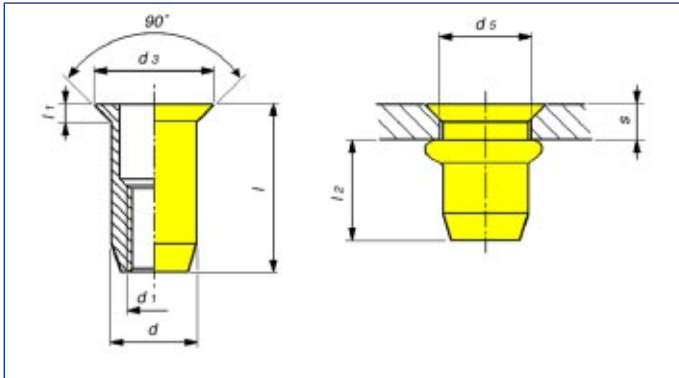
Non binding dimensions, expressed in mm.



Specialinsert

BLIND THREADED NUTS COUNTERSUNK HEAD ROUND SHANK

9202



APPLICATION

metal and not metal sheets.

ASSEMBLY

with special hand or pneumatic tools.

MATERIAL

steel 8 UNI 3740/4
stainless steel nr.1.4305

___/___/8
___/___/X

FINISHING

steel: white zinc-plated
stainless steel: natural

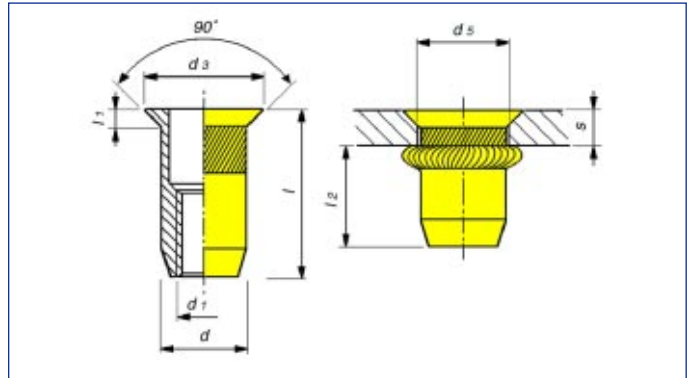
THREAD

ISO 6 H metric

EXAMPLE

blind threaded nut, countersunk head, round shank,
stainless steel, grip 2,0 mm, M 6 thread: **9202A/M 6/X**

9202-Z1 (knurled)



APPLICATION

metal and not metal sheets.

ASSEMBLY

with special hand or pneumatic tools.

MATERIAL

steel 8 UNI 3740/4
stainless steel nr.1.4305

___/___/8Z1
___/___/XZ1

FINISHING

steel: white zinc-plated
stainless steel: natural

THREAD

ISO 6 H metric

EXAMPLE

blind threaded nut, countersunk head, round knurled shank,
stainless steel, grip 2,0 mm, M 6 thread: **9202A/M 6/XZ1**

CODE	KNURLED CODE	S GRIP	l	d1 6 H	d	d3	l1	d5 + 0,15 0	l2 *
9202A/M 3/_	9202A/M 3/_Z1	1,6 - 3,5	10	M 3	5	8	1,5	5	5,5
9202B/M 3/_	9202B/M 3/_Z1	3,0 - 5,0	11,5						5,5
9202A/M 4/_	9202A/M 4/_Z1	1,6 - 3,5	11	M 4	6	9	1,5	6	6
9202B/M 4/_	9202B/M 4/_Z1	3,0 - 5,5	13						6
9202A/M 5/_	9202A/M 5/_Z1	1,6 - 4,0	13	M 5	7	10	1,5	7	7,5
9202B/M 5/_	9202B/M 5/_Z1	3,5 - 6,0	15						7,5
9202A/M 6/_	9202A/M 6/_Z1	1,6 - 4,5	16,5	M 6	9	12	1,5	9	11
9202B/M 6/_	9202B/M 6/_Z1	4,0 - 7,0	19						11
9202A/M 8/_	9202A/M 8/_Z1	1,6 - 5,0	17,5	M 8	11	14	1,5	11	11
9202B/M 8/_	9202B/M 8/_Z1	4,5 - 7,5	20						11
9202A/M10/_	9202A/M10/_Z1	1,6 - 5,0	21	M 10	13	16	1,5	13	14
9202B/M10/_	9202B/M10/_Z1	4,5 - 7,5	23,5						14
9202A/M12/_	9202A/M12/_Z1	1,6 - 5,0	24,5	M 12	15	18	1,5	15	17,5
9202B/M12/_	9202B/M12/_Z1	4,5 - 8,0	27,5						17,5

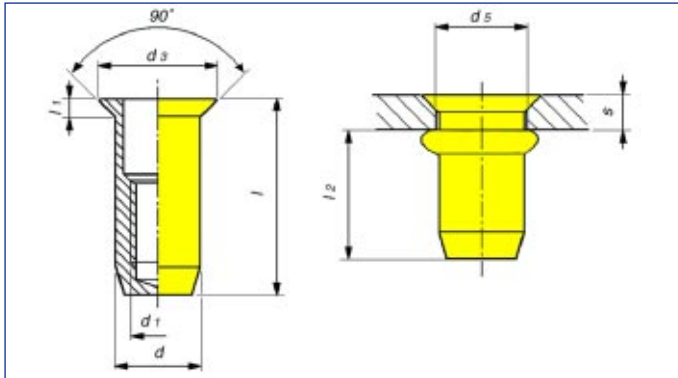
* Dimension determined from the average of the grip "s" min and max values

STANDARD
 ON DEMAND

Non binding dimensions, expressed in mm.

BLIND THREADED NUTS COUNTERSUNK HEAD ROUND CLOSE-END SHANK

9205



APPLICATION

metal and not metal sheets.

ASSEMBLY

with special hand or pneumatic tools.

MATERIAL

steel 8 UNI 3740/4
stainless steel nr.1.4305

___/___/8
___/___/X

FINISHING

steel: white zinc-plated
stainless steel: natural

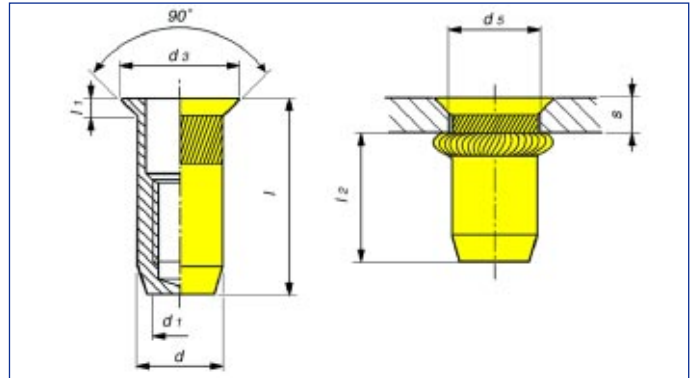
THREAD

ISO 6 H metric

EXAMPLE

blind threaded nut, countersunk head, round close-end shank,
stainless steel, grip 2,0 mm, M 6 thread: **9205A/M 6/X**

9205-ZI (knurled)



APPLICATION

metal and not metal sheets.

ASSEMBLY

with special hand or pneumatic tools.

MATERIAL

steel 8 UNI 3740/4
stainless steel nr.1.4305

___/___/8ZI
___/___/XZI

FINISHING

steel: white zinc-plated
stainless steel: natural

THREAD

ISO 6 H metric

EXAMPLE

blind threaded nut, countersunk head, round close-end knurled
shank, stainless steel, grip 2,0 mm, M 6 thread: **9205A/M 6/XZI**

CODE	KNURLED CODE	S GRIP	l	d1 6 H	d	d3	l1	d5 + 0,15 0	l2 *
9205A/M 3/_	9205A/M 3/_ZI	1,6 - 3,5	13,5	M 3	5	8	1,5	5	9
9205B/M 3/_	9205B/M 3/_ZI	3,0 - 5,0	15						
9205A/M 4/_	9205A/M 4/_ZI	1,6 - 3,5	15,5	M 4	6	9	1,5	6	10,5
9205B/M 4/_	9205B/M 4/_ZI	3,0 - 5,5	17,5						
9205A/M 5/_	9205A/M 5/_ZI	1,6 - 4,0	18,5	M 5	7	10	1,5	7	13
9205B/M 5/_	9205B/M 5/_ZI	3,5 - 6,0	20,5						
9205A/M 6/_	9205A/M 6/_ZI	1,6 - 4,5	23	M 6	9	12	1,5	9	17,5
9205B/M 6/_	9205B/M 6/_ZI	4,0 - 7,0	25,5						
9205A/M 8/_	9205A/M 8/_ZI	1,6 - 5,0	25,5	M 8	11	14	1,5	11	19
9205B/M 8/_	9205B/M 8/_ZI	4,5 - 7,5	28						
9205A/M10/_	9205A/M10/_ZI	1,6 - 5,0	30	M 10	13	16	1,5	13	23
9205B/M10/_	9205B/M10/_ZI	4,5 - 7,5	32,5						
9205A/M12/_	9205A/M12/_ZI	1,6 - 5,0	36	M 12	15	18	1,5	15	29
9205B/M12/_	9205B/M12/_ZI	4,5 - 8,0	39						

* Dimension determined from the average of the grip "s" min and max values

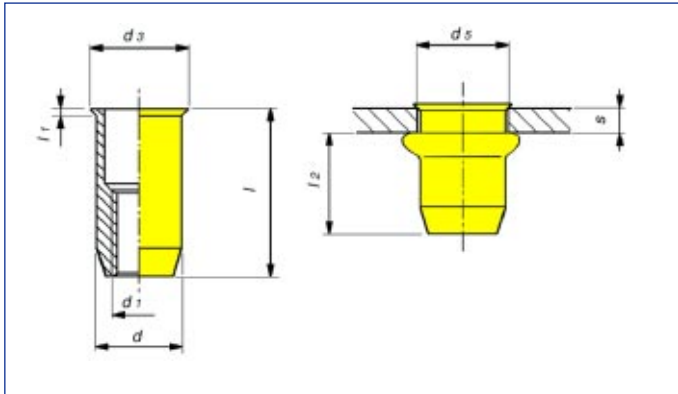
STANDARD
 ON DEMAND

Non binding dimensions, expressed in mm.



BLIND THREADED NUTS LOW PROFILE HEAD ROUND SHANK

9203



APPLICATION

metal and not metal sheets.

ASSEMBLY

with special hand or pneumatic tools.

MATERIAL

steel 8 UNI 3740/4

steel 6 UNI EN 20898/2 M12 excluding threads

it can be assembled with 8.8 resistance class screws

stainless steel nr.1.4305

stainless steel nr.1.4567 M3, M10, M12 excluding threads

___/_/8
___/_/8S

___/_/X
___/_/XS

FINISHING

steel: white zinc-plated

stainless steel: natural

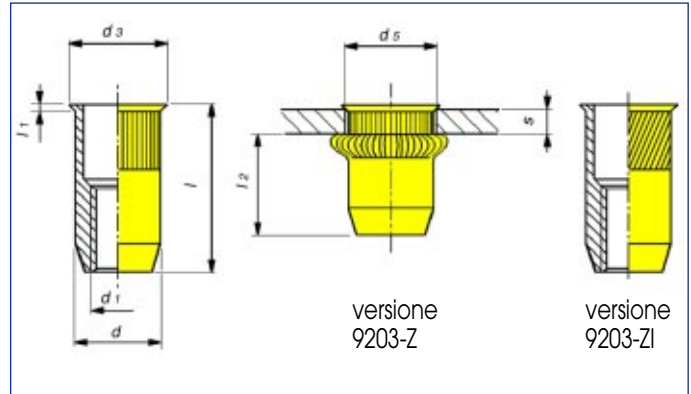
THREAD

ISO 6 H metric

EXAMPLE

blind threaded nut, low profile head, round shank,
stainless steel, grip 2,0 mm, M 6 thread: **9203A/M 6/X**

9203-Z (knurled)



APPLICATION

metal and not metal sheets.

ASSEMBLY

with special hand or pneumatic tools.

MATERIAL

steel 8 UNI 3740/4

steel 6 UNI EN 20898/2 M3, M10, M12 excluding threads

it can be assembled with 8.8 resistance class screws

stainless steel nr.1.4305

___/_/8ZI
___/_/8ZS

___/_/XZI

FINISHING

steel: white zinc-plated

stainless steel: natural

THREAD

ISO 6 H metric

EXAMPLE

blind threaded nut, low profile head, round knurled shank,
stainless steel, grip 2,0 mm, M 6 thread: **9203A/M 6/XZI**

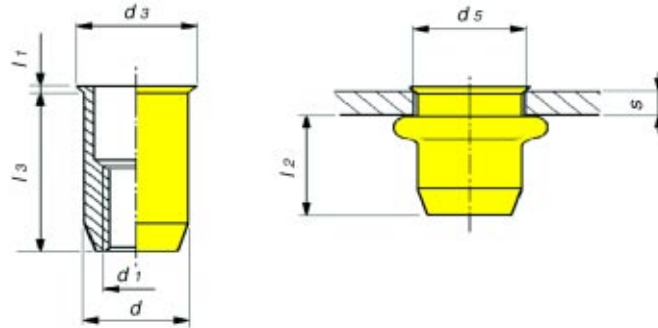
CODE	KNURLED CODE	S GRIP	l	d1 6 H	d	d3	l1 ~	d5 + 0,15 0	l2 *
9203A/M 3/_	9203A/M 3/_Z_	0,5 - 2,0	9	M 3	5	5,5	0,35	5	6
9203B/M 3/_	9203B/M 3/_Z_	1,5 - 3,5	10,5						
9203A/M 4/_	9203A/M 4/_Z_	0,5 - 2,0	10	M 4	6	6,75	0,5	6	6,5
9203B/M 4/_	9203B/M 4/_Z_	1,5 - 4,0	12						
9203A/M 5/_	9203A/M 5/_Z_	0,5 - 2,5	12	M 5	7	8	0,6	7	7
9203B/M 5/_	9203B/M 5/_Z_	2,0 - 4,5	14						
9203A/M 6/_	9203A/M 6/_Z_	0,5 - 3,0	15	M 6	9	10	0,6	9	9,5
9203B/M 6/_	9203B/M 6/_Z_	2,5 - 5,5	17,5						
9203A/M 8/_	9203A/M 8/_Z_	0,5 - 3,5	16	M 8	11	12	0,6	11	9,5
9203B/M 8/_	9203B/M 8/_Z_	3,0 - 6,0	18,5						
9203A/M10/_	9203A/M10/_Z_	0,5 - 3,5	20	M 10	13	14,5	0,85	13	12,5
9203B/M10/_	9203B/M10/_Z_	3,0 - 6,0	22,5						
9203A/M12/_	9203A/M12/_Z_	0,5 - 3,5	23	M 12	15	16,5	0,85	15	16
9203B/M12/_	9203B/M12/_Z_	3,0 - 6,5	26						

* Dimension determined from the average of the grip "s" min and max values

STANDARD
 ON DEMAND

Non binding dimensions, expressed in mm.

BLIND THREADED NUTS LOW PROFILE HEAD ROUND SHORT SHANK



APPLICATION

metal and not metal sheets.

ASSEMBLY

with special hand or pneumatic tools.

MATERIAL

steel 8 UNI 3740/4

steel 6 UNI EN 20898/2

it can be assembled with 8.8 resistance class screws

stainless steel nr.1.4305

___/___/8

___/___/8S

___/___/X

FINISHING

steel: white zinc-plated

stainless steel: natural

TOLERANCE

where not specified, degree of accuracy (coarse) according to UNI EN 22768-1

THREAD

ISO 6 H metric

EXAMPLE

blind threaded nut, low profile head, round short shank, stainless steel, grip 2.0 mm, M 6 thread: **TFM/C M6/X**

CODE	Steel	Steel	Stainless Steel	S GRIP	l	d1 6 H	d	d3	l1 ~	d5 + 0,15 0	l2 *
TFM/C M 5/_	8	8S	X	0,5 - 2,0	9,5	M 5	7	8	0,6	7	5,5
TFM/C M 6/_	8	8S	X	0,5 - 2,5	13,5	M 6	9	10	0,6	9	7,5
TFM/C M 8/_	8	8S	X	0,5 - 2,0	13,5	M 8	11	12	0,6	11	8

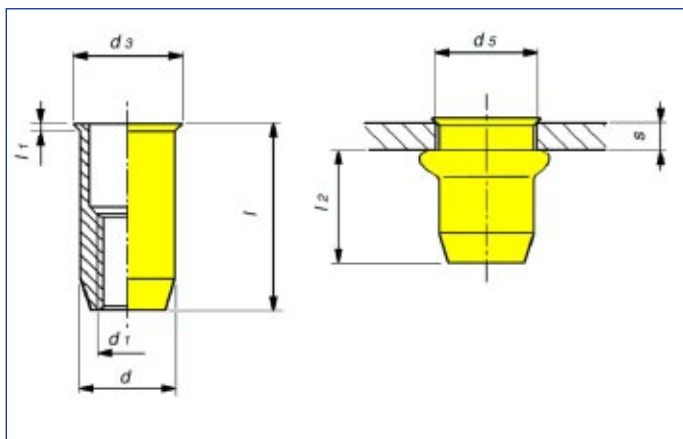
* Dimension determined from the average of the grip "s" min and max values

STANDARD
 ON DEMAND

Non binding dimensions, expressed in mm.

TFM M12

BLIND THREADED NUTS LOW PROFILE HEAD ROUND SHANK



APPLICATION

metal and not metal sheets.

ASSEMBLY

with special hand or pneumatic tools.

MATERIAL

steel 6 UNI EN 20898/2

it can be assembled with 8.8 resistance class screws

FINISHING

white zinc-plated

TOLERANCE

where not specified, degree of accuracy (coarse) according to UNI EN 22768-1

THREAD

ISO 6 H metric

EXAMPLE

blind threaded nut, low profile head, round shank, steel, grip 2,0 mm, M 12 thread: **TFM M12/8S**

CODE	S GRIP	l	d1 6 H	d	d3	l1 ~	d5 + 0,15 0	l2 *
TFM M12/8S	0,5 - 3,5	25	M12	16	17,6	0,9	16	17
TFM/L M12/8S	3,0 - 6,5	28						

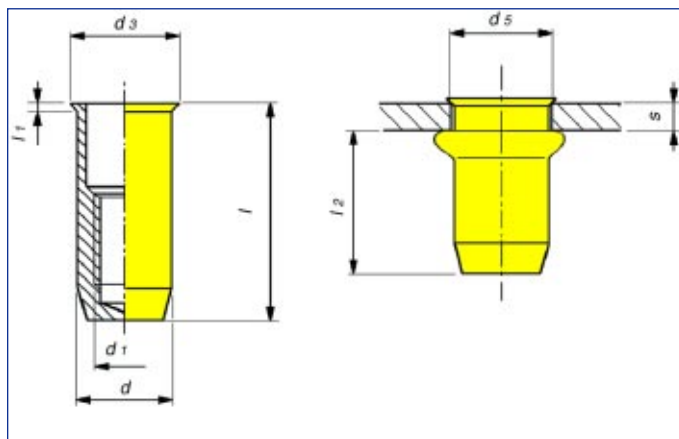
STANDARD

ON DEMAND

* Dimension determined from the average of the grip "s" min and max values

TFM/CH M12

BLIND THREADED NUTS LOW PROFILE HEAD ROUND CLOSE-END SHANK



APPLICATION

metal and not metal sheets.

ASSEMBLY

with special hand or pneumatic tools.

MATERIAL

steel 6 UNI EN 20898/2

FINISHING

white zinc-plated

TOLERANCE

where not specified, degree of accuracy (coarse) according to UNI EN 22768-1

THREAD

ISO 6 H metric

EXAMPLE

blind threaded nut, low profile head, round close-end shank, steel, grip 2,0 mm, M 12 thread: **TFM/CH M12/8S**

CODE	S GRIP	l	d1 6 H	d	d3	l1 ~	d5 + 0,15 0	l2 *
TFM/CH M12/8S	0,5 - 3,5	36,5	M12	16	17,6	0,9	16	28,5
TFM/L/CH M12/8S	3,0 - 6,5	39,5						

STANDARD

ON DEMAND

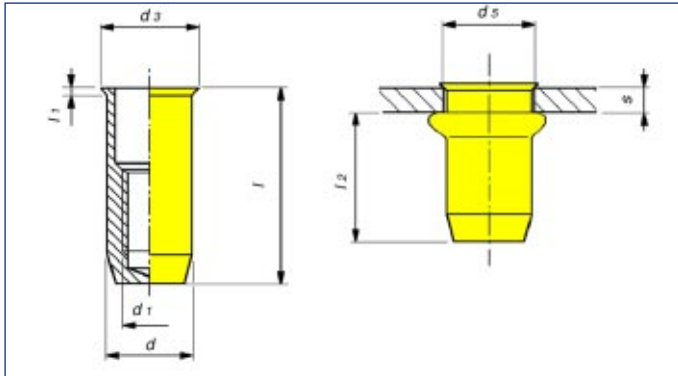
* Dimension determined from the average of the grip "s" min and max values

Non binding dimensions, expressed in mm.

Non binding dimensions, expressed in mm.

BLIND THREADED NUTS LOW PROFILE HEAD ROUND CLOSE-END SHANK

9206



APPLICATION

metal and not metal sheets.

ASSEMBLY

with special hand or pneumatic tools.

MATERIAL

steel 8 UNI 3740/4

steel 6 UNI EN 20898/2

it can be assembled with 8.8 resistance class screws

stainless steel nr.1.4305

stainless steel nr.1.4567

___/___/8
___/___/8S

___/___/X
___/___/XS

FINISHING

steel: white zinc-plated

stainless steel: natural

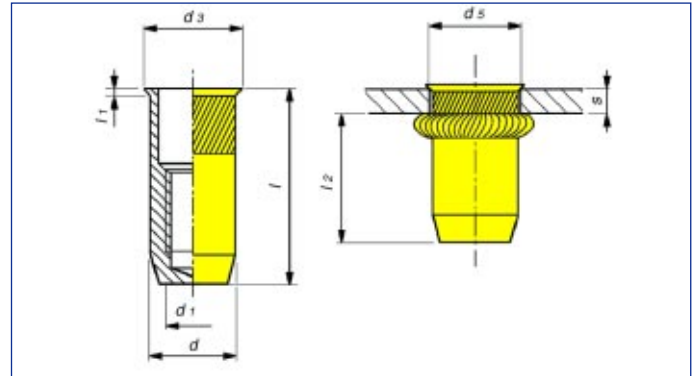
THREAD ISO 6 H metric

EXAMPLE

blind threaded nut, low profile head, round close-end shank,

stainless steel, grip 2,0 mm, M 6 thread: **9206A/M 6/X**

9206-Z1 (knurled)



APPLICATION

metal and not metal sheets.

ASSEMBLY

with special hand or pneumatic tools.

MATERIAL

steel 8 UNI 3740/4

stainless steel nr.1.4305

___/___/8Z1
___/___/XZ1

FINISHING

steel: white zinc-plated

stainless steel: natural

THREAD

ISO 6 H metric

EXAMPLE

blind threaded nut, low profile head, round close-end knurled shank,

stainless steel, grip 2,0 mm, M 6 thread: **9206A/M 6/XZ1**

CODE	Steel	Steel	Stainless Steel	Stainless Steel	KNURLED CODE	Steel	Stainless Steel	S GRIP	l	d1 6 H	d	d3	l1	d5 + 0,15 0	l2 *
9206A/M 3/_	8	8S	X	—	9206A/M 3/_Z1	8Z1	XZ1	0,5 - 2,0	12,5	M 3	5	5,5	0,35	5	9,5
9206B/M 3/_	8	8S	X	—	9206B/M 3/_Z1	8Z1	XZ1	1,5 - 3,5	14						
9206A/M 4/_	8	8S	X	XS	9206A/M 4/_Z1	8Z1	XZ1	0,5 - 2,0	14,5	M 4	6	6,75	0,5	6	11
9206B/M 4/_	8	8S	X	XS	9206B/M 4/_Z1	8Z1	XZ1	1,5 - 4,0	16,5						
9206A/M 5/_	8	8S	X	XS	9206A/M 5/_Z1	8Z1	XZ1	0,5 - 2,5	17,5	M 5	7	8	0,6	7	12,5
9206B/M 5/_	8	8S	X	XS	9206B/M 5/_Z1	8Z1	XZ1	2,0 - 4,5	19,5						
9206A/M 6/_	8	8S	X	XS	9206A/M 6/_Z1	8Z1	XZ1	0,5 - 3,0	21,5	M 6	9	10	0,6	9	16
9206B/M 6/_	8	8S	X	XS	9206B/M 6/_Z1	8Z1	XZ1	2,5 - 5,5	24						
9206A/M 8/_	8	8S	X	XS	9206A/M 8/_Z1	8Z1	XZ1	0,5 - 3,5	24	M 8	11	12	0,6	11	17,5
9206B/M 8/_	8	8S	X	XS	9206B/M 8/_Z1	8Z1	XZ1	3,0 - 6,0	26,5						
9206A/M10/_	8	8S	X	—	9206A/M10/_Z1	8Z1	XZ1	0,5 - 3,5	29	M 10	13	14,5	0,85	13	21,5
9206B/M10/_	8	8S	X	—	9206B/M10/_Z1	8Z1	XZ1	3,0 - 6,0	31,5						
9206A/M12/_	8	—	X	—	9206A/M12/_Z1	8Z1	XZ1	0,5 - 3,5	34,5	M 12	15	16,5	0,85	15	27,5
9206B/M12/_	8	—	X	—	9206B/M12/_Z1	8Z1	XZ1	3,0 - 6,5	37,5						

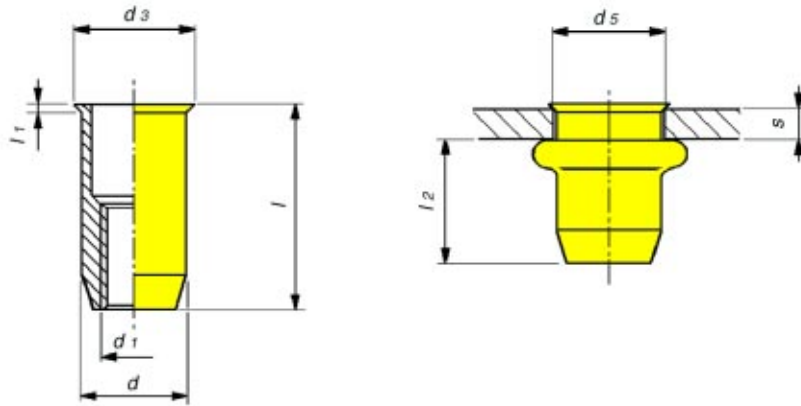
* Dimension determined from the average of the grip "s" min and max values

Non binding dimensions, expressed in mm.

STANDARD ON DEMAND NOT MANUFACTURED



BLIND THREADED NUTS LOW PROFILE HEAD ROUND SHANK ("d" expressed in inches)



APPLICATION

metal and not metal sheets.

ASSEMBLY

with special hand or pneumatic tools.

MATERIAL

steel 8 UNI 3740/1

FINISHING

white zinc-plated

TOLERANCE

where not specified, degree of accuracy (coarse) according to UNI EN 22768-1

THREAD

ISO 6 H metric

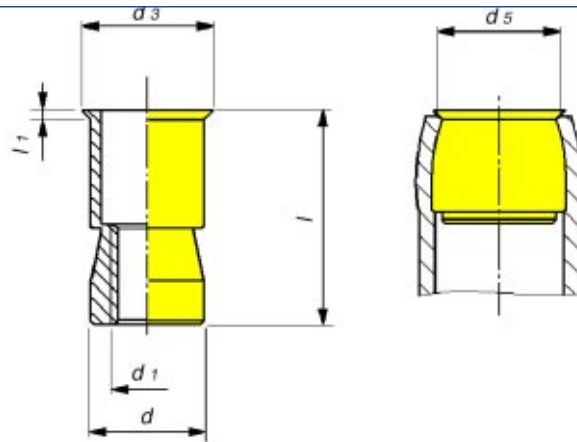
EXAMPLE

blind threaded nut, profile head, round shank, steel, grip 2,0 mm, M 6 thread: **TFP M 6/8**

CODE	S GRIP	l	d1 6 H	d (inch)	d3	l1 ~	d5 + 0,15 0	l2 *	* Dimension determined from the average of the grip "s" min and max values.
TFP M 3/8	0,5 - 2,0	9,5	M 3	4,8 (3/16")	5,2	0,4	4,8	6	<input checked="" type="checkbox"/> STANDARD <input type="checkbox"/> ON DEMAND
TFP/L M 3/8	1,5 - 3,5	11,5							
TFP M 4/8	0,5 - 2,0	10,4	M 4	6,3 (1/4")	6,8	0,4	6,3	6,5	
TFP/L M 4/8	1,5 - 3,5	12,4							
TFP M 5/8	0,5 - 2,5	11,6	M 5	7,1 (9/32")	7,7	0,5	7,1	7	
TFP/L M 5/8	2,0 - 4,5	13,6							
TFP M 6/8	0,5 - 3,0	15,5	M 6	9,5 (3/8")	10,2	0,6	9,5	9,5	
TFP/L M 6/8	2,5 - 5,5	17,5							
TFP M 8/8	0,5 - 3,5	15,5	M 8	12,7 (1/2")	13,5	0,7	12,7	9,5	
TFP/L M 8/8	3,0 - 6,0	18							
TFP M10/8	0,5 - 3,5	18	M 10	14,2 (9/16")	15,2	0,8	14,2	12,5	
TFP/L M10/8	3,0 - 6,0	20,5							

Non binding dimensions, expressed in mm.

BLIND THREADED NUTS LOW PROFILE HEAD ROUND SHANK



APPLICATION

on the top of tubular cylindrical parts.

ASSEMBLY

with special hand or pneumatic tools.

MATERIAL

steel 8 UNI 3740/1

FINISHING

white zinc-plated

TOLERANCE

where not specified, degree of accuracy (coarse) according to UNI EN 22768-1

THREAD

ISO 6 H metric

EXAMPLE

blind threaded nut, low profile head, round shank, steel, pipe internal diameter 13,0 mm, M 6 thread: **TTN M 6/12,5/8**

CODE	d_5 *	l	d_1	d	d_3	l_1 ~
TTN M 6/9,5/8	9,5 - 10,5	13,2	M 6	9,5	10	0,6
TTN M 6/11/8	11,0 - 11,8	15,7	M 6	11	11,7	0,6
TTN M 6/11,5/8	11,5 - 12,5	15,7	M 6	11,5	12	0,6
TTN M 6/12,5/8	12,5 - 13,5	15,7	M 6	12,5	13	0,6
TTN M 6/13,5/8	13,5 - 14,7	15,7	M 6	13,5	14	0,7
TTN M 6/14,8/8	14,8 - 16,2	18,5	M 6	14,8	15,8	0,7
TTN M 6/16,8/8	16,8 - 18,2	21,6	M 6	16,8	17,4	0,7
TTN M 6/18,3/8	18,3 - 19,9	21,6	M 6	18,3	19	0,7

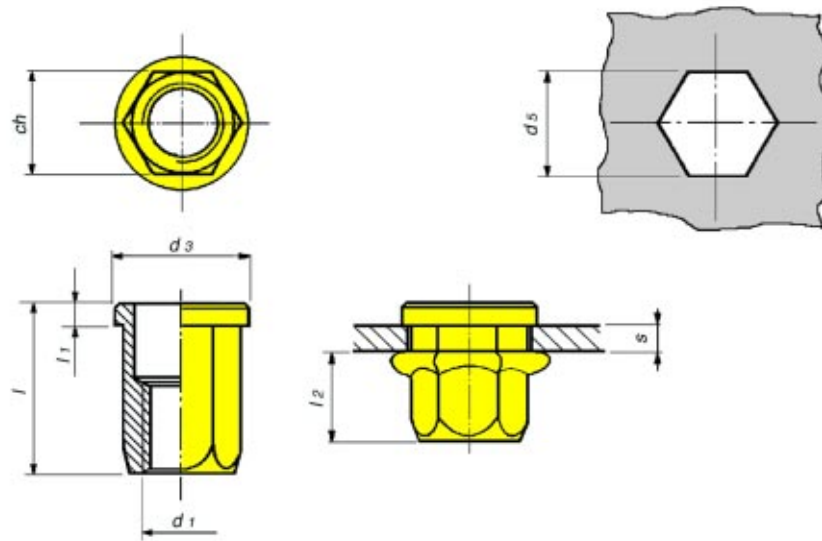
* To obtain a correct usage of the product, it is necessary to make installation tests to determine the best fitting conditions.

STANDARD
 ON DEMAND

Non binding dimensions, expressed in mm.

THREADED NUTS CYLINDRICAL HEAD HEXAGONAL SHANK

TYPE 1



APPLICATION

metal and not metal sheets.

ASSEMBLY

with special hand or pneumatic tools.

MATERIAL

steel 6 UNI EN 20898/2

it can be assembled with 8.8 resistance class screws

stainless steel nr.1.4567

___/___/8

___/___/X

FINISHING

steel: white zinc-plated

stainless steel: natural

TOLERANCE

where not specified, degree of accuracy (coarse) according to UNI 5307

THREAD

ISO 6 H metric

EXAMPLE

blind threaded nut, cylindrical head, hexagonal shank, stainless steel, grip 2,0 mm, M 6 thread: **10448A1/M 6/X**

CODE	Steel	Stainless Steel **	S GRIP	l	d1 6 H	ch	d3	l1	d5 + 0,15 0	l2 *
10448A1/M 3/_ **	8	—	0,5 - 2,0	10	M 3	5	8	0,8	5	6
10448B1/M 3/_ **	8	—	1,5 - 3,5	11						
10448A1/M 4/_	8	X	0,5 - 2,0	10,5	M 4	6	9	0,8	6	6,5
10448B1/M 4/_	8	X	1,5 - 4,0	12,5						
10448A1/M 5/_	8	X	0,5 - 2,5	12,5	M 5	7	10	1	7	7
10448B1/M 5/_	8	X	2,0 - 4,5	14,5						
10448A1/M 6/_	8	X	0,5 - 3,0	16	M 6	9	12	1,2	9	9,5
10448B1/M 6/_	8	X	2,5 - 5,5	18,5						
10448A1/M 8/_	8	X	0,5 - 3,5	17	M 8	11	14	1,3	11	9,5
10448B1/M 8/_	8	X	3,0 - 6,0	19,5						
10448A1/M10/_	8	—	0,5 - 3,5	21,5	M 10	13	17	1,7	13	12,5
10448B1/M10/_	8	—	3,0 - 6,0	24						

* Dimension determined from the average of the grip "s" min and max values.

** No UNI standard.

Non binding dimensions, expressed in mm.



STANDARD

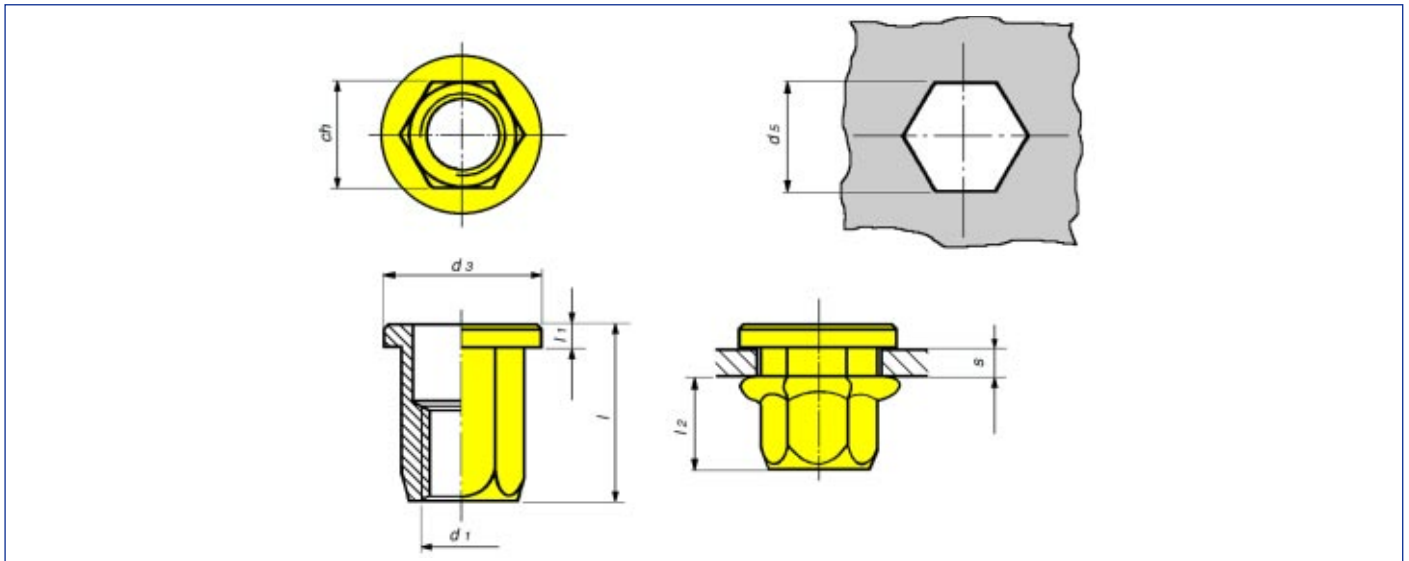


ON DEMAND



NOT MANUFACTURED

BLIND THREADED NUTS CYLINDRICAL LARGE FLANGE HEAD HEXAGONAL SHANK



APPLICATION

metal and not metal sheets.

ASSEMBLY

with special hand or pneumatic tools.

MATERIAL

steel 6 UNI EN 20898/2

it can be assembled with 8.8 resistance class screws

FINISHING

white zinc-plated

TOLERANCE

where not specified, degree of accuracy (coarse) according to UNI EN 22768-1

THREAD

ISO 6 H metric

EXAMPLE

blind threaded nut, cylindrical large flange head, hexagonal shank, steel, grip 2,0 mm, thread M 6: **E TC/TL M 6/8S**

CODE	S GRIP	l	d1 6 H	ch	d3	l1	d5 + 0,15 0	l2 *
E TC/TL M 3/8S	0,5 - 2,0	9,5	M 3	5	9	0,8	5	6
E TC/TL/L M 3/8S	1,5 - 3,5	11						
E TC/TL M 4/8S	0,5 - 2,0	10,5	M 4	6	10	0,8	6	6,5
E TC/TL/L M 4/8S	1,5 - 4,0	12,5						
E TC/TL M 5/8S	0,5 - 2,5	12,5	M 5	7	11	1	7	7
E TC/TL/L M 5/8S	2,0 - 4,5	14,5						
E TC/TL M 6/8S	0,5 - 3,0	16,3	M 6	9	13	1,5	9	9,5
E TC/TL/L M 6/8S	2,5 - 5,5	18,8						
E TC/TL M 8/8S	0,5 - 3,5	18	M 8	11	16	1,5	11	9,5
E TC/TL/L M 8/8S	3,0 - 6,0	20,5						
E TC/TL M 10/8S	0,5 - 3,5	22	M 10	13	18	1,8	13	12,5
E TC/TL/L M 10/8S	3,0 - 6,0	24,5						
E TC/TL M 12/8S	0,5 - 3,5	27	M 12	16	23	2	16	16
E TC/TL/L M 12/8S	3,0 - 6,5	30						

* Dimension determined from the average of the grip "s" min and max values.

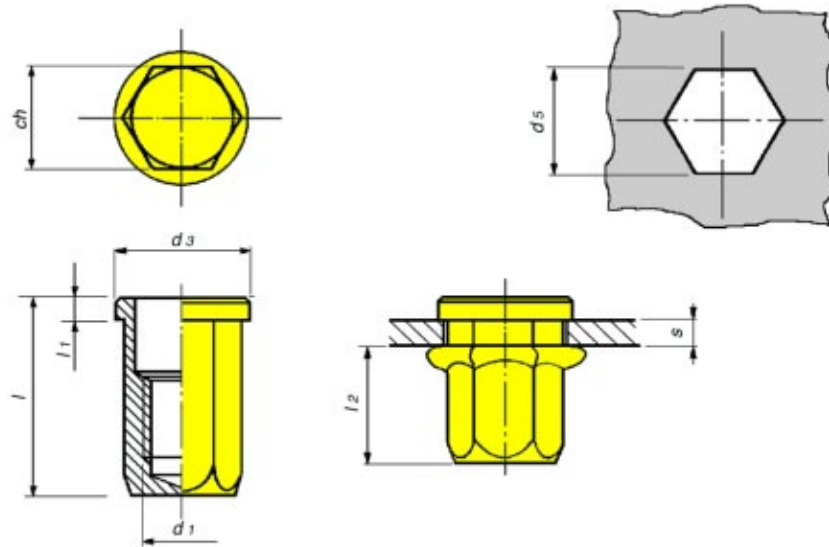
STANDARD
 ON DEMAND

Non binding dimensions, expressed in mm.



BLIND THREADED NUTS CYLINDRICAL HEAD HEXAGONAL CLOSE-END SHANK

TYPE 1



APPLICATION

metal and not metal sheets.

ASSEMBLY

with special hand or pneumatic tools.

MATERIAL

steel 6 UNI EN 20898/2

it can be assembled with 8.8 resistance class screws

stainless steel nr.1.4567

___/___/8

___/___/X

FINISHING

steel: white zinc-plated

stainless steel: natural

TOLERANCE

where not specified, degree of accuracy (coarse) according to UNI 5307

THREAD

ISO 6 H metric

EXAMPLE

blind threaded nut, cylindrical head, hexagonal close-end shank, stainless steel, grip 2,0 mm, M 6 thread: **10446A1/M 6/X**

CODE	Steel	Stainless Steel **	S GRIP	l	d1 6 H	ch	d3	l1	d5 + 0,15 0	l2 *
10446A1/M 3/_ **	8	—	0,5 - 2,0	13	M 3	5	8	0,8	5	9,5
10446B1/M 3/_ **	8	—	1,5 - 3,5	14,5						
10446A1/M 4/_	8	X	0,5 - 2,0	15	M 4	6	9	0,8	6	11
10446B1/M 4/_	8	X	1,5 - 4,0	17						
10446A1/M 5/_	8	X	0,5 - 2,5	18	M 5	7	10	1	7	12,5
10446B1/M 5/_	8	X	2,0 - 4,5	20						
10446A1/M 6/_	8	X	0,5 - 3,0	22,5	M 6	9	12	1,2	9	16
10446B1/M 6/_	8	X	2,5 - 5,5	25						
10446A1/M 8/_	8	X	0,5 - 3,5	25	M 8	11	14	1,3	11	17,5
10446B1/M 8/_	8	X	3,0 - 6,0	27,5						
10446A1/M10/_	8	—	0,5 - 3,5	30,5	M 10	13	17	1,7	13	21,5
10446B1/M10/_	8	—	3,0 - 6,0	33						

* Dimension determined from the average of the grip "s" min and max values.

** No UNI standard.

Non binding dimensions, expressed in mm.



STANDARD



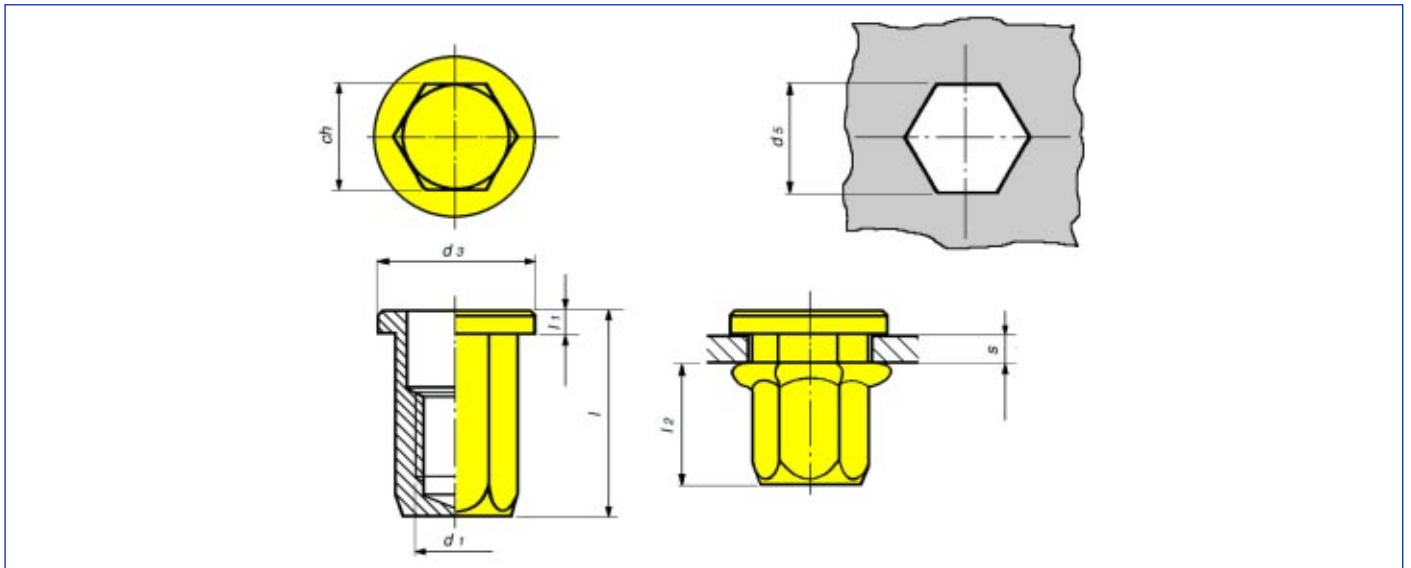
ON DEMAND



NOT MANUFACTURED

E TC/TL/CH

BLIND THREADED NUTS CYLINDRICAL LARGE FLANGE HEAD HEXAGONAL CLOSE-END SHANK



APPLICATION

metal and not metal sheets.

ASSEMBLY

with special hand or pneumatic tools.

MATERIAL

steel 6 UNI EN 20898/2 It can be assembled with 8.8 resistance class screws

FINISHING

white zinc-plated

TOLERANCE

where not specified, degree of accuracy (coarse) according to UNI EN 22768-1

THREAD

ISO 6 H metric

EXAMPLE

blind threaded nut, cylindrical large flange head, hexagonal close-end shank, steel, grip 2,0 mm, thread M 6: **E TC/TL/CH M 6/8S**

CODE	S GRIP	l	d1 6 H	ch	d3	l1	d5 + 0,15 0	l2 *
E TC/TL/CH M 3/8S	0,5 - 2,0	13	M 3	5	9	0,8	5	9,5
E TC/TL/LCH M 3/8S	1,5 - 3,5	14,5						
E TC/TL/CH M 4/8S	0,5 - 2,0	15	M 4	6	10	0,8	6	11
E TC/TL/LCH M 4/8S	1,5 - 4,0	17						
E TC/TL/CH M 5/8S	0,5 - 2,5	18	M 5	7	11	1	7	12,5
E TC/TL/LCH M 5/8S	2,0 - 4,5	20						
E TC/TL/CH M 6/8S	0,5 - 3,0	22,8	M 6	9	13	1,5	9	16
E TC/TL/LCH M 6/8S	2,5 - 5,5	25,3						
E TC/TL/CH M 8/8S	0,5 - 3,5	26	M 8	11	16	1,5	11	18
E TC/TL/LCH M 8/8S	3,0 - 6,0	28,5						
E TC/TL/CH M10/8S	0,5 - 3,5	31	M 10	13	18	1,8	13	23
E TC/TL/LCH M10/8S	3,0 - 6,0	33,5						
E TC/TL/CH M12/8S	0,5 - 3,5	38,5	M 12	16	23	2	16	29
E TC/TL/LCH M12/8S	3,0 - 6,5	41,5						

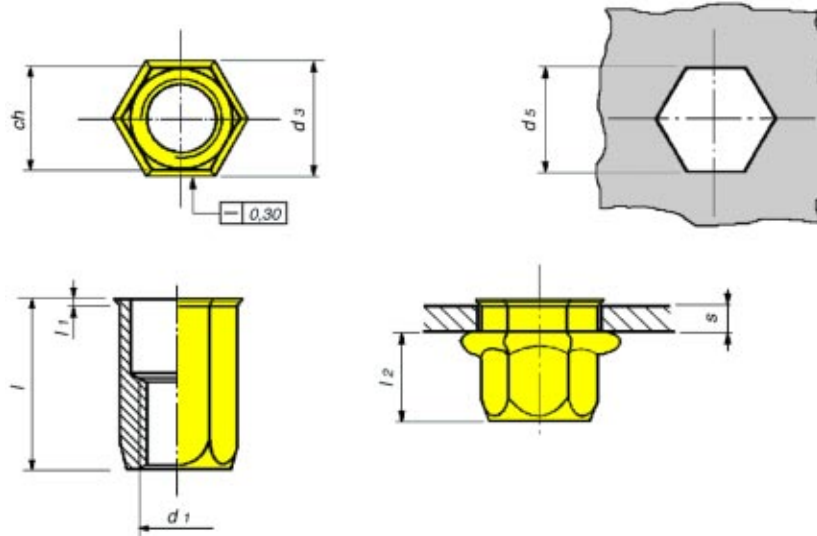
* Dimension determined from the average of the grip "s" min and max values.

STANDARD
 ON DEMAND

Non binding dimensions, expressed in mm.

BLIND THREADED NUTS LOW PROFILE HEAD

TYPE 1



APPLICATION

metal and not metal sheets.

ASSEMBLY

with special hand or pneumatic tools.

MATERIAL

steel 6 UNI EN 20898/2

it can be assembled with 8.8 resistance class screws

stainless steel nr.1.4567

___/___/8

___/___/X

FINISHING

steel: white zinc-plated

stainless steel: natural

TOLERANCE

where not specified, degree of accuracy (coarse) according to UNI 5307

THREAD

ISO 6 H metric

EXAMPLE

blind threaded nut, low profile head, hexagonal shank, stainless steel, grip 2,0 mm, M 6 thread: **10447A1/M 6/X**

CODE	Steel	Stainless Steel **	S GRIP	l	d1 6 H	ch	d3	l1 ~	d5 + 0,15 0	l2 *
10447A1/M 3/_ **	8	-	0,5 - 2,0	9	M 3	5	5,75	0,4	5	6
10447B1/M 3/_ **	8	-	1,5 - 3,5	10,5						
10447A1/M 4/_	8	X	0,5 - 2,0	10	M 4	6	6,75	0,5	6	6,5
10447B1/M 4/_	8	X	1,5 - 4,0	12						
10447A1/M 5/_	8	X	0,5 - 2,5	12,5	M 5	7	8	0,6	7	7
10447B1/M 5/_	8	X	2,0 - 4,5	14,5						
10447A1/M 6/_	8	X	0,5 - 3,0	15	M 6	9	10	0,7	9	9,5
10447B1/M 6/_	8	X	2,5 - 5,5	17,5						
10447A1/M 8/_	8	X	0,5 - 3,5	17	M 8	11	12	0,7	11	9,5
10447B1/M 8/_	8	X	3,0 - 6,0	19,5						
10447A1/M10/_	8	-	0,5 - 3,5	21	M 10	13	14,5	0,85	13	12,5
10447B1/M10/_	8	-	3,0 - 6,0	23,5						

* Dimension determined from the average of the grip "s" min and max values.

** No UNI standard.

Non binding dimensions, expressed in mm.



STANDARD



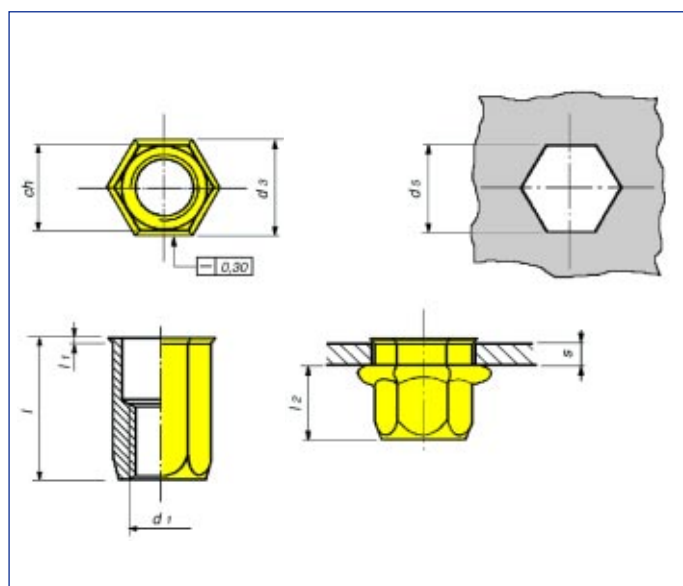
ON DEMAND



NOT MANUFACTURED

E TFM M12

BLIND THREADED NUTS LOW PROFILE HEAD HEXAGONAL SHANK



APPLICATION

metal and not metal sheets.

ASSEMBLY

with special hand or pneumatic tools.

MATERIAL

steel 6 UNI EN 20898/2

it can be assembled with 8.8 resistance class screws

FINISHING

white zinc-plated

TOLERANCE

where not specified, degree of accuracy (coarse) according to UNI EN 22768-1

THREAD

ISO 6 H metric

EXAMPLE

blind threaded nut, low profile head, hexagonal shank, steel, grip 2,0 mm, M 12 thread: **E TFM M12/8S**

CODE	S GRIP	l	d1 6 H	ch	d3	l1 ~	d5 +0,15 0	l2 *
E TFM M12/8S	0,5 - 3,5	25	M12	16	18,5	1,3	16	17
E TFM/L M12/8S	3,0 - 6,5	28						

STANDARD

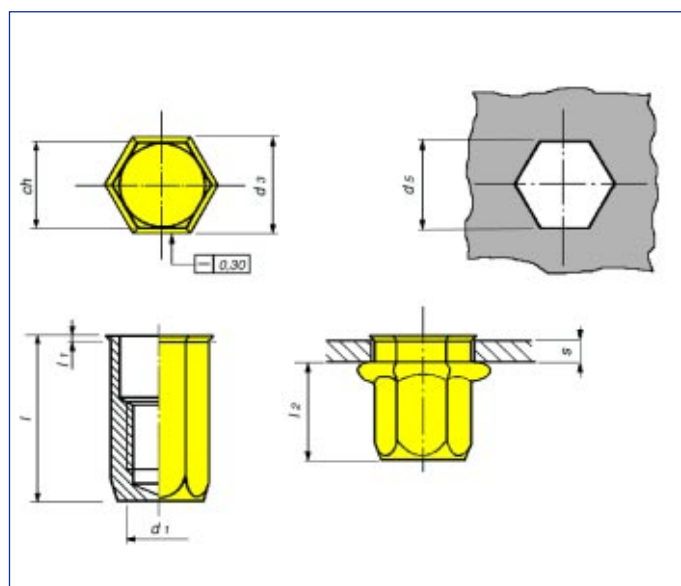
ON DEMAND

* Dimension determined from the average of the grip "s" min and max values.

Non binding dimensions, expressed in mm.

E TFM/CH M12

BLIND THREADED NUTS LOW PROFILE HEAD HEXAGONAL CLOSE-END SHANKE



APPLICATION

metal and not metal sheets.

ASSEMBLY

with special hand or pneumatic tools.

MATERIAL

steel 6 UNI EN 20898/2

it can be assembled with 8.8 resistance class screws

FINISHING

white zinc-plated

TOLERANCE

where not specified, degree of accuracy (coarse) according to UNI EN 22768-1

THREAD

ISO 6 H metric

EXAMPLE

blind threaded nut, low profile head, hexagonal shank, steel, grip 2,0 mm, M 12 thread: **E TFM/CH M12/8S**

CODE	S GRIP	l	d1 6 H	ch	d3	l1 ~	d5 +0,15 0	l2 *
E TFM/CH M12/8S	0,5 - 3,5	36,5	M12	16	18,5	1,3	16	28,5
E TFM/LCH M12/8S	3,0 - 6,5	39,5						

STANDARD

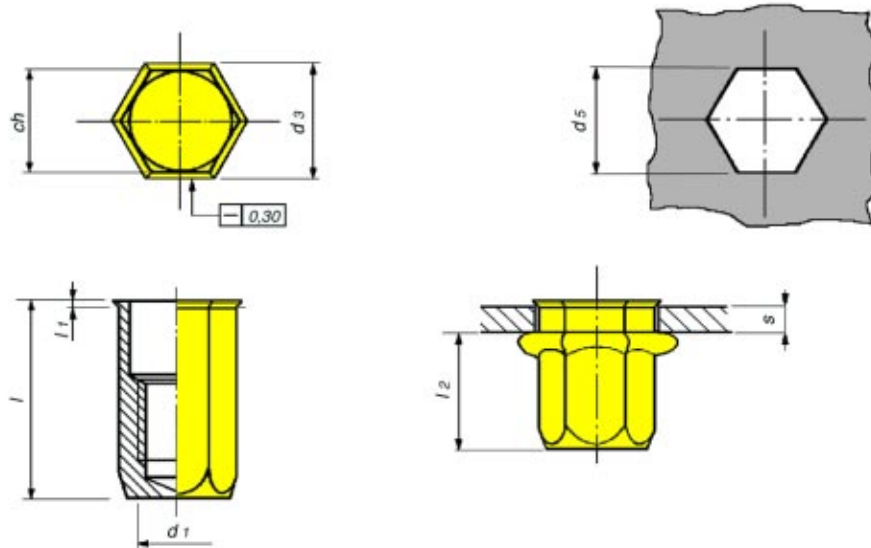
ON DEMAND

* Dimension determined from the average of the grip "s" min and max values.

Non binding dimensions, expressed in mm.

BLIND THREADED NUTS LOW PROFILE HEAD HEXAGONAL CLOSE-END SHANK

TYPE 1



APPLICATION

metal and not metal sheets.

ASSEMBLY

with special hand or pneumatic tools.

MATERIAL

steel 6 UNI EN 20898/2

it can be assembled with 8.8 resistance class screws

stainless steel nr.1.4567

___/___/8

___/___/X

FINISHING

steel: white zinc-plated

stainless steel: natural

TOLERANCE

where not specified, degree of accuracy (coarse) according to UNI 5307

THREAD

ISO 6 H metric

EXAMPLE

blind threaded nut, low profile head, hexagonal close-end shank, stainless steel, grip 2,0 mm, M 6 thread: **10445A1/M 6/X**

CODE	Steel	Stainless Steel **	S GRIP	l	d1 6 H	ch	d3	l1 ~	d5 + 0,15 0	l2 *
10445A1/M 3/_ **	8	-	0,5 - 2,0	12,5	M 3	5	5,75	0,4	5	9,5
10445B1/M 3/_ **	8	-	1,5 - 3,5	14						
10445A1/M 4/_	8	X	0,5 - 2,0	14,5	M 4	6	6,75	0,5	6	11
10445B1/M 4/_	8	X	1,5 - 4,0	16,5						
10445A1/M 5/_	8	X	0,5 - 2,5	18	M 5	7	8	0,6	7	12,5
10445B1/M 5/_	8	X	2,0 - 4,5	20						
10445A1/M 6/_	8	X	0,5 - 3,0	21,5	M 6	9	10	0,7	9	16
10445B1/M 6/_	8	X	2,5 - 5,5	24						
10445A1/M 8/_	8	X	0,5 - 3,5	25	M 8	11	12	0,7	11	17,5
10445B1/M 8/_	8	X	3,0 - 6,0	27,5						
10445A1/M10/_	8	-	0,5 - 3,5	30	M 10	13	14,5	0,85	13	21,5
10445B1/M10/_	8	-	3,0 - 6,0	32,5						

* Dimension determined from the average of the grip "s" min and max values.

** No UNI standard.

Non binding dimensions, expressed in mm.



STANDARD



ON DEMAND

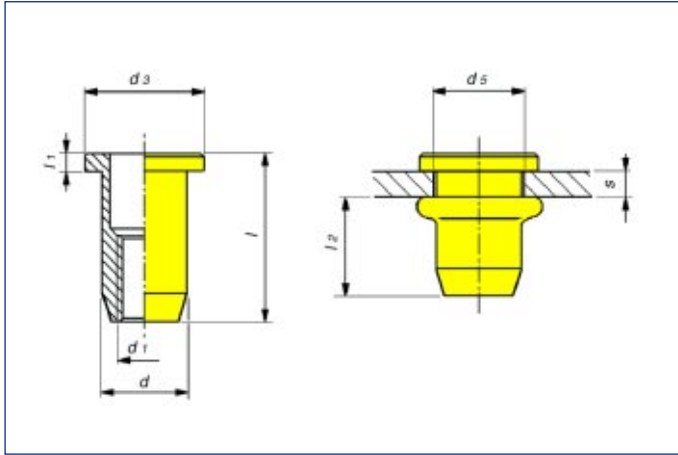


NOT MANUFACTURED

APH

BLIND THREADED LIGHT ALLOY NUTS CYLINDRICAL HEAD ROUND SHANK

APH



APPLICATION

metal and not metal sheets.

ASSEMBLY

with special hand or pneumatic tools.

MATERIAL

light alloy

FINISHING

natural

TOLERANCE

where not specified, degree of accuracy (coarse) according to UNI EN 22768-1

THREAD

ISO 6 H metric

EXAMPLE

blind threaded nut, cylindrical head, round shank, light alloy, grip 2,0 mm, M 5 thread: **APH 530**

CODE	S GRIP	l	d1 6 H	d	d3	l1	d5 + 0,15 0	l2 *
APH 425	0,5 - 2,5	11	M 4	6	9	1	6	5,7
APH 440	2,5 - 4,0	13						
APH 530	0,5 - 3,0	13	M 5	7	10	1,2	7	7,5
APH 550	3,0 - 5,0	15,5						
APH 620	0,5 - 2,3	14,5	M 6	9	12	1,5	9	8
APH 640	2,3 - 4,0	16						
APH 660	4,0 - 6,0	17,5						
APH 830	0,5 - 3,5	17,5						
APH 860	3,5 - 6,0	20	M 8	11	15	1,5	11	9,7

* Dimension determined from the average of the grip "s" min and max

STANDARD

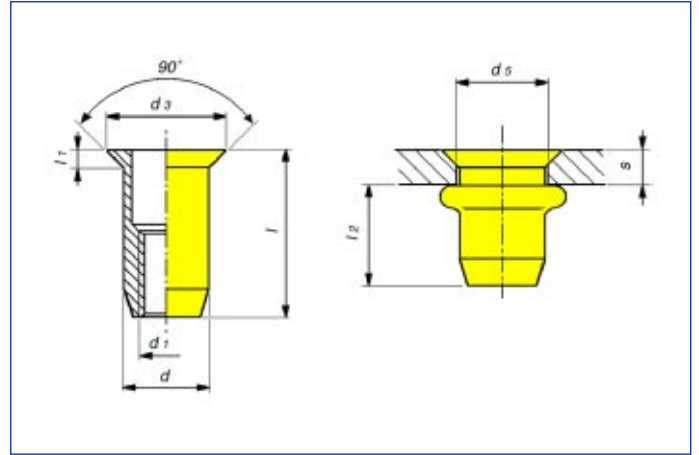
ON DEMAND

Non binding dimensions, expressed in mm.

AFH

BLIND THREADED LIGHT ALLOY NUTS COUNTERSUNK HEAD ROUND SHANK

AFH



APPLICATION

metal and not metal sheets.

ASSEMBLY

with special hand or pneumatic tools.

MATERIAL

light alloy

FINISHING

natural

TOLERANCE

where not specified, degree of accuracy (coarse) according to UNI EN 22768-1

THREAD

ISO 6 H metric

EXAMPLE

blind threaded nut, countersunk head, round shank, light alloy, grip 2,0 mm, M 5 thread: **AFH 540**

CODE	S GRIP	l	d1 6 H	d	d3	l1	d5 + 0,15 0	l2 *
AFH 435	1,6 - 3,5	11	M 4	6	9	1,5	6	6
AFH 450	3,5 - 5,0	13						
AFH 540	1,6 - 4,0	13	M 5	7	10	1,5	7	7
AFH 560	4,0 - 6,0	15						
AFH 640	1,6 - 4,0	15	M 6	9	12	1,5	9	8,8
AFH 660	4,0 - 6,0	17						
AFH 840	1,6 - 4,0	16,5	M 8	11	14	1,5	11	10
AFH 860	4,0 - 6,0	19						

* Dimension determined from the average of the grip "s" min and max

STANDARD

ON DEMAND

Non binding dimensions, expressed in mm.



ISO 9001 - Cert. n° 0742



E 1034
DEFORM - NUT®

Founded in 1974, SPECIALINSERT started manufacturing and trading special assembly products.

Thanks to the experience gained over the years and continuous research, SPECIALINSERT is today a leader in the fastener industry, in the position to offer new, technologically advanced solutions.

SPECIALINSERT is proud to offer a line of products ranging from tubular threaded inserts to bushes for plastic materials, from inserted threads to fasteners for wood, from tear rivets to quick 1/4 turn fasteners. SPECIALINSERT avails itself of an in-house research and development office, a technological laboratory, and a streamline sales organisation operating on the Italian market and abroad.

Contact us: our skills and expertise are at your service.

FASTENERS SPECIALINSERT

INSERTS FOR METAL SHEETS

- TUBULAR THREADED RIVETS DEFORM - NUT®
- BLIND RIVETS
- RIVETING NUTS ANCHOR®
- PRESS IN NUTS AND STUDS CLIFA®
- CAGE - NUT®
- NUTS AND STUDS
- WELDING NUTS AND STUDS
- 1/4 TURN QUICK RELEASE FASTENER BI - FIX
- INSERTS FOR INSIDE OF TUBES CROWN - NUT

FOR FULL PARTS

- HELICALLY COILED INSERT FILTEC®
- SELF-BLOCKED NUTS FILTEC - NUT
- SELF-TAPPING THREADED INSERT ENSAT®
- REDUCTION BUSHES MUBUX - M®

FOR WOOD

- 4 PRONGED TEE-NUT GRIFF - NUT
- SELF-THREADING BUSHES ELIC - WOOD
- EXPANSION INSETRS ESPAND - NUT

FOR PLASTIC MATERIALS AND COMPOSED

- EXPANSION INSERTS B - LOK INSERT - PLAST
- PRESS-IN INSERTS AND STUDS MUBUX®
- SELF-TAPPING THREADED INSERT ENSAT®
- OTHER INSERTS AND STUDS S - LOK®
- BLIND THREADED TUBULAR INSERT DEFORM - NUT SC
- CENTRING TAPERED PIVOT-CLAMPING FOR CARBON MOULDS FASTOOL®
- BUSHES AND STUDS WITH PLATE FOR RESIN

SPECIALIZED FASTENERS AVAILABLE ON REQUEST

Since 1974
continuous
innovation

specialinsert

Head Office:

10142 TORINO

Strada della Pronda 66/6

Tel. +39 011.700.301 e.a. Fax +39 011.702.947

Export Branch:

20126 MILANO

Via E. Cialdini 37 20161

Tel. +39 02.646.84.76 r.a. Fax +39 02.662.002.75

Branch and factory

30030 MAERNE DI MARTELLAGO (VE)

Via E. Pavanello 1

Tel. +39 041.503.01.00 r.a. Fax +39 041.503.01.10

www.specialinsert.it

export@specialinsert.it

E/DF-1-BB

A UNI Ente Nazionale Italiano di Unificazione* Associate
A member of COMMISSIONE ORGANI MECCANICI **

* Italian National Standardisation Board

** Mechanical Assembly Commission

